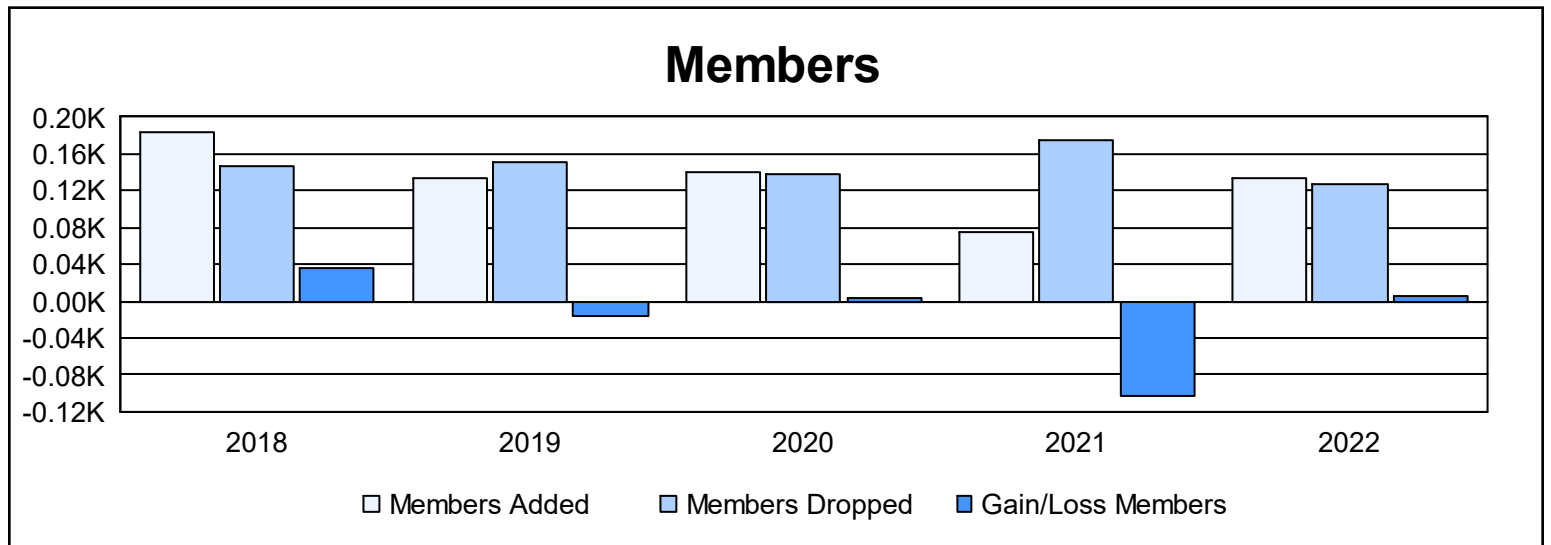
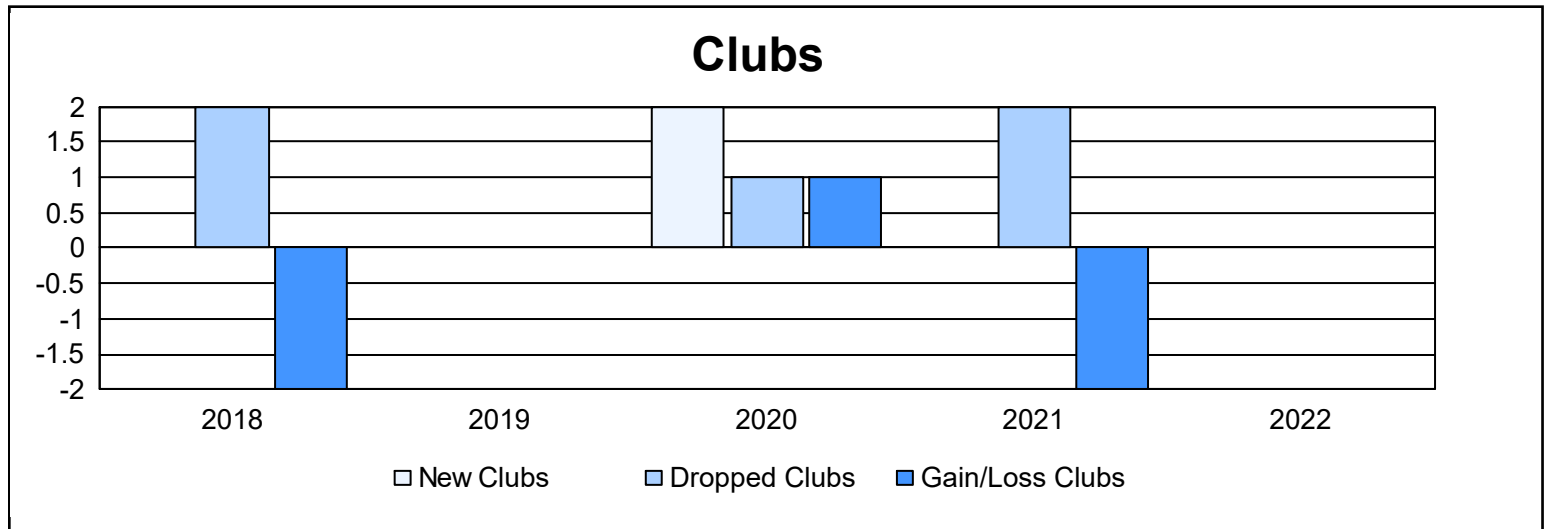
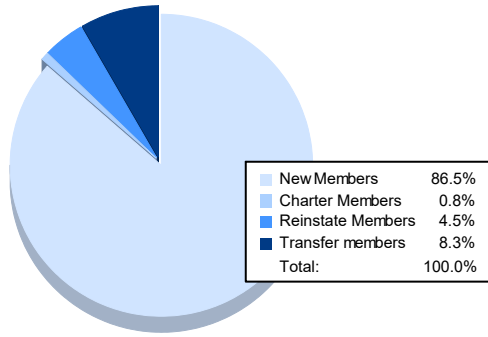


Year	New Clubs	Dropped Clubs	Gain/ Loss Clubs	New Members	Charter Members	Reinstate Members	Transfer Members	Total Member Added	Total Members Dropped	Gain/ Loss Members
2017-2018	0	2	-2	160	0	12	12	184	147	37
2018-2019	0	0	0	109	1	4	20	134	151	-17
2019-2020	2	1	1	83	44	7	7	141	137	4
2020-2021	0	2	-2	49	1	2	22	74	176	-102
2021-2022	0	0	0	115	1	6	11	133	128	5
<b>Average</b>	<b>0</b>	<b>1</b>	<b>-1</b>	<b>103</b>	<b>9</b>	<b>6</b>	<b>14</b>	<b>133</b>	<b>148</b>	<b>-15</b>



### Membership Composition June 2022 Cumulative



### Gender Composition June 2022 Cumulative

